



760 in smooth cherry with 6-pane arch windows




760 in american walnut, hinges and handles



761 in polar white with 3-pane windows, hinges and handles



Flush Model 710
All colors except Cherry, Oak & Walnut
Bevelite & TL p24
Carriage Windows p25
Ranch Windows p26
Standard Windows p27



V-Groove Model 712
All colors except Walnut
TL Windows p24




Ribbed Short Panel Model 760
All colors
Carriage Windows p25
Model 772
All colors except Walnut
Bevelite Windows p24
Ranch Windows p26
Model 782
All colors except Walnut
Bevelite Windows p24
Standard Windows p27



Recessed Short Panel Model 761
All colors except Cherry & Oak
Carriage Windows p25
Model 771
All colors except Cherry, Oak & Walnut
Bevelite Windows p24
Ranch Windows p26
Model 781
All colors except Cherry, Oak & Walnut
Bevelite Windows p24
Standard Windows p27



Ribbed Long Panel Model 764
All colors
Carriage Windows p25
Model 774
All colors except Walnut
Bevelite Windows p24
Ranch Windows p26



Recessed Long Panel Model 763
All colors except Cherry & Oak
Carriage Windows p25
Model 773
All colors except Cherry, Oak & Walnut
Bevelite Windows p24
Ranch Windows p26

(Model 763 and 773 are not available in 24" size)



764 in Triinar® beige with 3-pane windows, hinges and handles



764 in sandstone with 6-pane arch windows

700 series

700 Series / 1 3/4" thick / R-16.18

Instant Curb Appeal.

The 700 Series Residential Garage Doors from Haas Door are made with heavy gauge galvanized steel and embossed with a deep wood grain. Combined with 1 3/4" thick, CFC free polyurethane, the 700 series is engineered for maximum energy efficiency and years of maintenance free use. A full range of color and window options, plus Limited Lifetime Warranty make the 700 series the ideal choice to add beauty and value to your home. For more information, please visit our website at: www.haasdoor.com

R-Value
16.18



Raised Ranch Panel Model 770


All colors except Walnut
Bevelite Windows p24
Ranch Windows p26

Raised Standard Panel Model 780

All colors except Walnut
Bevelite Windows p24
Standard Windows p27

Sculptured Raised Panel Model 790

All colors except Walnut
Bevelite Windows p24
Standard Windows p27



A **Full Thermal Break** is used in the tongue-and-groove construction of all 700 series doors. This rigid vinyl extrusion seals the joints and eliminates metal-to-metal contact, which limits the transfer of temperature.

For more details on wood grain colors, see pg 22-23.